

# Animal Vocabulary Activities

## Zoo animal play time


Gather some zoo animal toys with your child. It might be fun to make a Zoo from recycled materials! Play with the toys with your child. While you are playing, talk about:



- What animals your child can see and their names?
- What animals look like?
- What size are the animals? Are the animals big or small?
- What colour are the animals?
- Does the animal have fur, scales, feathers, sharp teeth, horns, etc.
- Does the animal move fast or slow?
- How many legs and ears does the animal have?
- What might an animal eat?
- Does an animal look the same as another animal?
- What noise does the animal make?

**Items needed:** toy zoo animals.

## Find the animals



Ask your child to close their eyes while you hide a variety of animals around the room.

Ask your child to find the animals, name each animal and tell you something about the animal.

Finally ask your child to hide the animals and you have to find them.

You might need to '*sneak a peek*' as children can be ingenious when it is their turn to hide the animals!

**Items needed:** toy animals.

## Farm animal play time

Gather some Farm animal toys with your child. It might be fun to make a Farm from recycled materials! Play with the toys with your child. While you are playing, talk about:

- What animals your child can see and their names?
- What animals look like?
- What size are the animals. Are the animals big or small?
- What colour are the animals?
- Does the animal have fur, scales, feathers, sharp teeth, horns, etc.
- Does the animal move fast or slow?
- How many legs and ears does the animal have?
- What might an animal eat?
- Does an animal look the same as another animal?
- What noise does the animal make?



**Items needed:** toy farm animals.

## What is in the bag



Gather toy animals with your child and place the animals in a bag.

Next, take an animal out of the bag and talk about the animal. For example, "It is a pig, look it has four legs, it is pink, it has a curly tail".

Now ask your child, "*What noise does the pig make?*", "*That's right, oink, oink.*"

Now encourage your child to have a go and support them with their responses.

You are helping your child to name animals, make links and connect these animals to their meaning.

**Items needed:** bag, toy animals

## Which pet am I

Talk with your child about the different pets you can have cats, dogs, fish, birds, horses, spiders, snakes, rabbits, guinea pigs, hamsters, etc.

Choose one of these pets and give your child clues e.g. Who am I? I have long ears, I have big teeth, I am furry.

Keep providing clues until your child guesses correctly. Then choose another animal. Why not let your child think of a pet and give you clues!



## I spy dinosaurs!



While playing with dinosaurs, tell your child that you are going to describe one of the dinosaurs to them and they have to guess which dinosaur it is.

For example, *"I spy something that walks on two legs, it has a huge head and it has small arms."*

Now, encourage your child to take a turn to spy one of the reptiles and describe it for you to guess the answer!

**Items needed:** Toy dinosaurs

## Nature hunt in the garden


Go out into your garden and talk about what you can see or find.

How many birds, cats, dogs, butterflies, wasps, bees, spiders, worms, slugs or snails could you find?

You can record your findings by taking pictures or writing a list.

If you are feeling very creative your child can draw or paint what they saw.

You could also spend some time on the internet finding interesting facts with older children.



## Animal Sounds Game



<https://youtu.be/h8Q-jlHBcXM>

Watch this short video with your child and listen to the animal sounds.

Play it again, but this time let your child listen to the sounds without seeing the pictures. How many can your child name?

With older children get your child to sit behind the laptop, computer or tablet so they can listen to the sounds only. How many could they name and identify? Can they improve their score when you play it again?

**Items needed:** access to YouTube.

## Which animals go together?


Gather a collection of toy animals such as zoo, farm, sea and pets together with your child.

Encourage your child to sort these into a category and explain their choices.

For example, *“The cow and sheep go together because they live on the farm.”* or *“The lion and tiger go together because they are wild animals or animals you see at the zoo.”*

Alternatively, you can print off pictures from these categories, cut them up and use these instead to sort into the correct category.

**Items needed:** range of toy animals from different categories.



## What is it? Game – Sea Creatures



With your child talk about the different creatures found in the sea. For example, fish, shark, dolphin, turtle, jelly fish, octopus, sea horse, squid, etc. You would perhaps use the internet to help you find pictures of these animals.

Next think of one of these sea creatures and then describe it to your child.

For example, *“I am thinking of something that lives in the sea. It has suckers, a soft body and eight legs. What is it?”*

When your child has guessed the creature, let them have a go at describing a sea animal for you to guess.

## All animals categories

Write animal categories onto separate pieces of paper, for example, pets, farm animals, sea creatures, zoo animals etc and place face the pieces of paper down on the table.

Model to your child choosing a piece of paper and then trying to think of as many animals as possible within this category.

Now ask your child to take a turn and try to think of as many animals as they can.


Remember you can only use a word once! When you run out of animal names from the farm category, choose another piece of paper and start again with a new category list.

To keep your child motivated, use the voice memo on your phone to record how many animals you could name in each of the categories. See if you can beat your score next time you play!

**Items needed:** animal categories written on pieces of papers



## Which One Doesn't Belong?



Choose an animal category and tell your child that you are going to say a list of words from that category, but one doesn't belong in the group. Your child has to work out which one doesn't belong.

For example, "*Dolphin, shark, octopus, sheep and crab.*" Can your child spot the word 'sheep' which does not belong?

Now try again with a different animal category!