

YOUTH SERVICES

2019/2020 REPORT CARD



2018-2019
FIGURES

HOW MUCH DID WE DO?

2019-2020
FIGURES


PROGRAMMES
COMPLETED

4,931
3,418



PARTICIPANTS
ENGAGED

104,455
61,787



RESIDENTIALS
INCLUDED

384
N/A



STAFF
MODERATIONS

303
N/A



CHILDREN AND YOUNG PEOPLE ENGAGED BY AGE GROUP

4 TO 8
AGE GROUP

4,816
1,938

9 TO 13
AGE GROUP

44,059
19,449

14 TO 18
AGE GROUP

46,600
25,375

19 TO 21
AGE GROUP

943
524

22 TO 25
AGE GROUP

119
0

2018-2019
FIGURES

HOW WELL DID WE DO IT?

2019-2020
FIGURES

PRIMARY OUTCOME PROGRESSION

91,185
47,385



SECONDARY OUTCOME PROGRESSION

60,218
N/A



MODERATIONS RATED GOOD OR ABOVE

93%
N/A



SATISFACTION SURVEY

VERY SATISFIED

51,239



70.6%

SATISFIED

20,946



28.9%

NOT SATISFIED

373



0.5%

*IMPROVED TARGET MONITOR REPORTING AND MODERATION SYSTEM INTRODUCED IN 2019 TO CAPTURE DATA MORE ACCURATELY

2018-2019
FIGURES

IS ANYONE BETTER OFF?

2019-2020
FIGURES

YOUTH SERVICE ENGAGEMENT FRAMEWORK

ACCREDITATION
GAINED

7,177
3,988



CONTACT

19,244
N/A



ENGAGEMENT

28,563
N/A



ACTIVE
PARTICIPATION

19,927
N/A



MAXIMISING
POTENTIAL

7,991
N/A



PROGRESSION ON YOUTH WORK OUTCOMES

ACTIVE
CITIZENSHIP

3,338
2,882

DEVELOPMENT OF
THINKING SKILLS,
LIFE SKILLS & WORK SKILLS

15,269
5,009

ENHANCED PERSONAL
CAPABILITIES

18,573
7,804

IMPROVED HEALTH
& WELL BEING

19,614
9,639

IMPROVED
RELATIONSHIPS
WITH OTHERS

21,679
13,996

INCREASED
PARTICIPATIVE ACTION

12,571
7,149

*IMPROVED TARGET MONITOR REPORTING AND MODERATION SYSTEM INTRODUCED IN 2019 TO CAPTURE DATA MORE ACCURATELY

THE COVID-19 IMPACT!

2019-2020
FIGURES


PROGRAMMES
DISMISSED

425



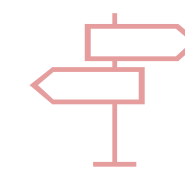
PARTICIPANTS
AFFECTED

3,059



RESIDENTIALS
CANCELLED

18



MODERATIONS
INCOMPLETE

57



4 TO 8
AGE GROUP

85

9 TO 13
AGE GROUP

847

14 TO 18
AGE GROUP

1,657

19 TO 21
AGE GROUP

52

22 TO 25
AGE GROUP

21